


MT 121

Assembly exercise: mitre gear



The illustration shows the assembled gear and the GUNT Media Center on a tablet (not included)

Description

- **broad scope of learning with interdisciplinary problems**
- **part of GUNT-DigiSkills and of the GUNT-Practice Line for assembly, maintenance and repair**
- **multimedia instructional materials on USB stick and online in GUNT Media Center: 3D PDF, DXF files, STEP files, videos**

The MT 121 unit is a mitre gear unit with spiral bevel gear wheels. This single-stage gear is used to change the transmission direction and for branching. It is possible to connect two consumers.

Spiral bevel gears have more contact area than straight bevel gears. This increases smooth running and transmittable torque.

The MT 121 kit is part of the GUNT-Practice Line for assembly, maintenance and repair, which has been designed for technical colleges and company training centres. The close link between theory and practice-based learning content is evident. The assembly and disassembly processes can be completed easily within standard lesson times. Only basic tools are required for assembly, all of which are supplied with the kit. The fit seatings of the gear

unit are designed to allow the complete assembly process to be performed by hand.

The contemporary multimedia instructional materials provide extensive technical information as base for lesson design. The core element of the teaching materials is a complete set of drawings as files with lists of parts, single-part drawings, exploded views, assembly drawings and 3D drawings. All drawings are to standard and are dimensioned in accordance with production requirements. The set of drawings consists of DXF files, STEP files and PDF files. Assembly videos are also useful features. The files are also available free of charge online in the GUNT Media Center.


The disassembled mitre gear with set of small parts and 3 assembly jigs are delivered in a storage system with foam inlay. The transport roller MT 120.02 or the trolley MT 120.01 are suitable for convenient transport of the kit.

Learning objectives/experiments

- function and design of a mitre gear unit
- planning and presentation of the assembly process
- assembly and disassembly, including for the purposes of maintenance and repair
- read and understand engineering drawings (PDF files, DXF files, STEP files)
- familiarisation with various machine elements: ball bearings, shaft seals
- familiarisation with assembly aids and jigs
- generation of programs for 3D print and CNC machining
- in conjunction with MT 173
 - ▶ functional testing of the assembled gear unit

MT 121


Assembly exercise: mitre gear



Transparent sectional view of the assembled gear (screenshot from assembly video)



MT 121: storage system with foam inlay, all components have their place, the foam is labeled



Screenshot of the GUNT Media Center

Specification

- [1] kit of a mitre gear unit
- [2] part of GUNT-DigiSkills and of the GUNT-Practice Line for assembly, maintenance and repair
- [3] disassembled mitre gear with set of small parts and 3 assembly jigs, housed in a storage system with foam inlay
- [4] spiral bevel gear wheels
- [5] gear unit comprising housing, driven and drive shafts, drive and driven bevel gear wheel, as well as bearings
- [6] multimedia instructional materials: PDF, CAD files, STEP files, videos
- [7] online access to the GUNT Media Center

Technical data

Gear dimensions without shaft connections

- LxWxH: 120x115x80mm

Transmission ratio

- drive
 - ▶ number of teeth: $z=23$
 - ▶ real pitch module: $m=2,5\text{mm}$
- output
 - ▶ number of teeth: $z=23$
 - ▶ real pitch module: $m=2,5\text{mm}$
- transmission ratio: $i=1$

Max. output torque

- 50Nm at 1000min^{-1}

Shaft connections

- drive: $\varnothing \times L$: 14x30mm
- output: $\varnothing \times L$: 14x30mm

LxWxH: 600x400x360mm (storage system)

Weight: approx. 15kg

Required for operation

PC or online access recommended

Scope of delivery

- 1 kit
- 1 set of tools
- 1 set of assembly jigs
- 1 set of spare parts
- 2x storage system with foam inlay
- 1 set of instructional material, consisting of technical description of system, complete set of drawings with lists of parts (PDF, DXF, STEP), description of assembly and disassembly sequences, assembly videos, online access to the GUNT Media Center

MT 121

Assembly exercise: mitre gear

Optional accessories

051.12001	MT 120.01	Trolley
051.12002	MT 120.02	Transport roller
030.30002	GL 300.02	Cutaway model: mitre gear
051.17300	MT 173	Test stand for gears
051.17400	MT 174	Sorting plant